

inspirational,  
stylish, secure...

2016/17

Garage Door Range

cardale  
  
GARAGE DOORS

[www.cardale.co.uk](http://www.cardale.co.uk)



# Welcome to Cardale Garage Doors

Welcome to our 2015/16 garage door brochure, containing an inspirational range of high quality doors.

Cardale is British owned and we have been manufacturing garage doors for over fifty years. We are sure you'll find exactly the right door for your home amongst Cardale's range - no one offers more choice!

These doors represent the best, not only in looks, but also in terms of safety, security and durability. We at Cardale have no doubt that, in years to come, you will still be as happy with your Cardale door as the day it is installed.

## Factory finished steel fixing frame

Cardale Up & Over garage doors are supplied with an optional pre-hung factory finished steel fixing frame, which makes installation simple and eliminates the need for a timber frame.

Frames are supplied as standard in white, colour matched frames are also available .

Open for Infill have a maximum infill weight of 7kg/m².

The Rosewood chassis frame is supplied in Cherry, Golden Oak chassis frame is RAL8003.

## Where to buy

visit [www.cardale.co.uk](http://www.cardale.co.uk)

Cardale doors are available through a network of garage door specialists who will be able to provide full details and prices for our range.

Visit [www.cardale.co.uk](http://www.cardale.co.uk) or call 01582 563777 for details of your nearest distributor.

## Contents

Secured by Design doors .....	4-5
Steel up and over doors .....	6-13
Steel & ABS side hinged doors.....	14-15
Timber up and over doors .....	16-19
Timber side hinged doors .....	20-21
ABS doors .....	22-23
GRP doors .....	24-25
Insulated sectional steel doors .....	26-29
Aluminium insulated roller doors .....	30-31
Steeline roller doors .....	32
Personnel doors, Accessories and Optional Extras .....	33
Up and Over door Operators .....	34
Warranty and maintenance .....	35

## Cardale - dedicated to manufacturing quality garage doors for over 50 years

Over those 50 years Cardale has brought many innovations and firsts to the garage door industry:

- Cardale introduced the concept of the 'panel door', from which the majority of today's garage door designs are derived
- Cardale was the first to use ABS in producing garage doors which match UPVc and the range remains unique to this day
- Cardale designed the Bedford up and over door, the first to give the appearance of traditional side hinged doors
- Timber is at the very heart of Cardale and our reputation is unsurpassed for choice and quality, with levels of craftsmanship found nowhere else

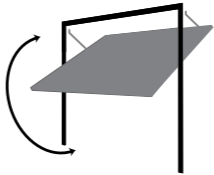
Cardale is a responsible manufacturer and continually strives to reduce its environmental impact footprint through the use of sustainable resources, such as renewable timber. Energy efficient vehicle fleets and consideration of distribution distances for components and raw materials are constantly reviewed for possibilities of improvement.

## Selecting an opening mechanism

Cardale offer ranges of doors operating in several different ways. Depending on your preference and the physical characteristics of your garage, some types of operation may be more suitable for you than others. The information here will give you an insight into the choice of operating mechanisms and their features.

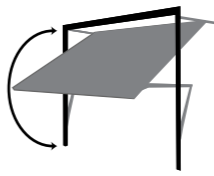
### Canopy door gear

Up and over canopy doors are the most popular style of lifting gear in the UK with a vast range of door styles to suit. Ideally matched to where there is limited headroom for tracks but with the advantage that automation is still available.



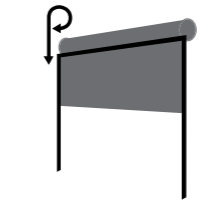
### Retractable door gear

An alternative lifting gear for use with up and over doors. Horizontal tracks are attached to the top of the door frame to guide the door open, providing an exceptionally smooth opening and closing action which is ideal for electric operation.



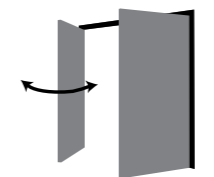
### Roller doors

Roller doors travel vertically, forming a compact coil above the opening, meaning minimum space requirements both inside and out. Slimmed down versions requiring even less headroom are available for both the Thermaglide and Steeline range.



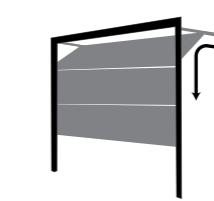
### Side hinged doors

Popular 'traditional' operation and ideal if there are obstructions within the garage. Excellent security and very durable construction ensure long trouble-free service and automation is available as an option.



### Sectional doors

Vertical opening allows 'park-right-up' convenience, whilst the extension or torsion spring operation gives a super smooth mechanism. Enclosed moving parts and push away joints to the panels make for finger safe operation



## Automation

Cardale doors are designed for automation, which further increases the safety and security of not only your garage but your entire property. With such convenience at your fingertips you will wonder how you ever got by without this added luxury.



## Selecting the material and finish

Cardale offer a wide selection of popular designs across a range of materials and finishes. This increased choice means you can choose your favourite style, together with the benefits of a low maintenance finish or the luxury of real timber. Take a look at the options below and check out their unique benefits.

### Steel doors

Constructed using premium grade galvanised steel, Cardale doors are both secure and corrosion resistant, whilst remaining cost effective. A host of finishes is available on selected ranges, including: Laminated Wood Effect, Powder Coated and Pre-finished. Available on the Up & Over, Sectional, Side Hinged and Steel Roller ranges.



### Timber doors

Every timber door produced is unique - hand crafted using cedar from managed sustainable sources. The huge range of styles to choose from are supplied base coat stained for finishing to a colour of your choice. Alternatively you can choose a hand finished door in one of the six woodtones available in the Up & Over, and Side Hinged ranges.



### GRP doors

With the same strength to weight ratio as steel this composite material is incredibly robust and is used in the yachting industry due to its durability against the ravaging effects of corrosive weather. Available in low maintenance high gloss white and incredibly lifelike timbergrain effect woodtones, these doors are virtually maintenance free.



### ABS doors

Impact resistant white ABS is the perfect match to complement white PVCu windows and doors and is virtually maintenance free. The material itself is very forgiving against knocks from car bumps and footballs, giving it that 'bounce-back' ability. ABS doors are available in the Up & Over range.



### Insulated aluminium roller doors

The insulated aluminium lath design is ideal if the garage is used as a workspace or there is a bedroom above it, preventing the heat from escaping and the cold from entering.

This door is even capable of withstanding a hurricane! The laths are available with vision slats and in a range of finishes and sizes in the Thermaglide Roller Door range.



# Cardale Secured by Design doors



Cardale Secured by Design doors are certificated to CS 5051 STS202 which is approved by ACPO Association Of Chief Police Officers.

Cardale doors featuring retractable lifting operation and including a 70mm steel fixing frame are available in any size up to and including 2438mm wide x 2134mm high.

Secured by Design doors are bespoke and made to order.



Bedford (steel)



Europa II (steel)



Gemini (steel)



Sheraton II (steel)



Sheraton II glazed (steel)



Berkeley vertical (timber Futura)



Gatcombe (timber Futura)



Burley (timber Futura)



Georgian (steel)

## Heavy duty strengthening ribs



To meet the exacting standards we have increased the number of door braces at the rear of the door.

## Heavy duty springs



Multi springing ensures smooth operation of the reinforced door.

## Secure locking brackets




3-point solid bar locking fully supported across the width of the door.

## Inside locking handle



The reinforced locking barrel includes a key for locking and unlocking from the **inside** of your garage. The door is fully operational from both inside and outside of your garage.



## PLUS

### The advantages at a glance

Cardale Secured by Design garage doors have spring assisted retractable action for smooth running. The door slides up and over into the garage, providing safe and very reliable operation.

Factory fitted steel frames as standard 70mm wide.

Cardale Secured by Design Up & Over garage doors can only be supplied in a pre-hung factory finished steel fixing frame, which makes installation simple and eliminates the need for a timber frame which can warp or rot over time. These frames are supplied as standard in white, however colour matched frames are also available.

All Up & Over garage doors are supplied with our black "D" handle.

## Colour options

Secured by Design steel doors are available in any of the standard colours shown below or in your choice of any RAL colour. Secured by Design timber doors are available in Light Oak, Mahogany, Burnt Oak, Rosewood, Walnut or Ebony. See page 17 for colour samples.

White RAL9016	Cream RAL9001	Light Grey RAL7035	Signal Grey RAL7004	Metallic Grey Special	Ageta Grey RAL7038	Anthracite Grey RAL7016	Willow Green BS4800-12B17	Chartwell Green BS4800-14C35
Balmoral Green RAL6005	Camouflage Beige BS381-389	Dark Camouflage Desert Sand BS381-420	Signal Brown RAL8002	Conker Brown RAL8017	Light Ivory RAL1015	Cherry Wood	Monarch Red RAL3003	Pastel Blue RAL5024
Oxford Blue RAL5013	Midnight Blue RAL5001	Ebony Black RAL9005						

# White powder coated pre-finished steel doors

Cardale corrosion resistant garage doors, manufactured in Britain from premium grade galvanised steel and finished in white primer for easy finishing to the colour of your choice. Black Cardale handle fitted on each door unless otherwise specified.

- A wide range of popular designs at low cost
- Unique deep pressed panels giving a high level of panel detail
- Multi-stage anti-corrosion treatment
- Special steel bracing to reinforce the panel without adding excessive weight
- Choice of Trackless Canopy or Slideaway lifting gear for effortless operation

### Side hinged doors

Cardale pre-finished garage doors are also available as side hinged doors. For full details see page 14.



Georgian



Bedford



Orion Vertical



Haven



Vogue



Berkeley Vertical



Brompton



Chevron



Olympian



Orion Horizontal



Europa II



Gatcombe



Gemini



Sheraton II



Sheraton II glazed



# Fully finished coloured steel doors

These doors are factory finished in deep textured paint to one of twenty four classic colours, plus white. The deep textured paint finish is incredibly durable and resistant to scuffing and comes with a ten year guarantee.

- Frame can be matched to the colour of the door, or supplied white as standard
- Black Cardale handle fitted as standard

Cardale up and over doors are bespoke and made to order.

### Side hinged doors

Cardale fully finished garage doors are also available as side hinged doors. For full details see page 14.

All colour samples depicted in this brochure are as close to the original manufacturer's colours as possible. Garage doors supplied may vary in colour from the brochure representation.



Bedford chartwell green



Berkeley Vertical monarch red



Brompton pastel blue



Europa II ebony black



Gatcombe cream



Gemini camouflage beige



Georgian light grey



Haven cream



Olympian oxford blue



Orion Horizontal ageta grey



Orion Vertical willow green



Sheraton II balmoral green



Sheraton II glazed midnight blue



Vogue anthracite



Cardale Up & Over doors are supplied factory fitted to our open-for-infil steel frame.

### Cardale steel door colour range

Cardale fully finished garage doors are available in your choice from these 24 colours, plus white.

White RAL9016	Cream RAL9001	Light Grey RAL7035	Cherry Wood	Signal Grey RAL7004	Metallic Grey Special
Ageta Grey RAL7038	Anthracite Grey RAL7016	Willow Green BS4800-12B17	Chartwell Green BS4800-14C35	Balmoral Green RAL6005	Camouflage Beige BS381-389
Dark Camouflage Desert Sand BS381-420	Signal Brown RAL8002	Conker Brown RAL8017	Monarch Red RAL3003	Pastel Blue RAL5024	Oxford Blue RAL5013
Midnight Blue RAL5001	Ebony Black RAL9005	Light Ivory RAL1015			

# Golden Oak finished steel doors

The Cardale Golden Oak finishes are a smooth woodgrain that is an excellent match to the popular UPVC door and window finishes.

Black Cardale handle fitted on each door unless otherwise specified.

- Unique deep pressed panels giving a high level of panel detail
- Multi-stage anti corrosion treatment
- Special steel bracing to reinforce the panel without adding excessive weight
- Choice of Canopy or Slideaway lifting gear for effortless opening and closing
- White rear door finish

Golden Oak doors are bespoke and made to order.

All colour samples depicted in this brochure are as close to the original manufacturer's colours as possible. Garage doors supplied may vary in colour from the brochure representation.



Sheraton II



Berkeley Vertical



Europa II



Gatcombe



Gemini



Georgian



Haven



Bedford



Sheraton II glazed



Vogue

## Factory finished steel fixing frame

Cardale Up & Over garage doors are supplied with an optional pre-hung factory finished steel fixing frame, which makes installation simple and eliminates the need for a timber frame.

Open for Infill doors have a maximum infill weight of 7kg/m<sup>2</sup>.

The Golden Oak chassis frame is RAL8003, a perfect match for the Golden Oak door finish.



## Side hinged doors

Cardale Golden Oak finished garage doors are also available as side hinged doors. For full details see page 14.

# Rosewood finished steel doors

The Cardale Rosewood finishes are a smooth woodgrain that is an excellent match to the popular UPVC door and window finishes.

Black Cardale handle fitted on each door unless otherwise specified.

- Unique deep pressed panels giving a high level of panel detail
- Multi-stage anti corrosion treatment
- Special steel bracing to reinforce the panel without adding excessive weight
- Choice of Canopy or Slideaway lifting gear for effortless opening and closing
- White rear door finish

Rosewood doors are bespoke and made to order.

### Side hinged doors

Cardale pre-finished garage doors are also available as side hinged doors. For full details see page 14.

All colour samples depicted in this brochure are as close to the original manufacturer's colours as possible. Garage doors supplied may vary in colour from the brochure representation.



Jacobean



Gemini



Bedford



Gatcombe



Haven



Georgian



Europa II



Sheraton II glazed



Sheraton II



Berkeley Vertical



Vogue

### Factory finished steel fixing frame

Cardale Up & Over garage doors are supplied with an optional pre-hung factory finished steel fixing frame, which makes installation simple and eliminates the need for a timber frame.

Open for Infill doors have a maximum infill weight of 7kg/m².

The Rosewood chassis frame is Cherry, a perfect match for the Rosewood door finish.



# Side hinged steel doors

Cardale side hinged doors offer the following features:

- Centre overlap to help prevent forced entry and reduce draughts
- Four pairs of dog bolt security hinges
- High security Euro profile mortice lock
- Twin shoot bolts top and bottom for added security
- Stays to prevent the door opening further than 110 degrees
- All side hinged doors are supplied complete with a 50mm frame.

Doors open outwards only, with the lock on the right when viewed from the outside.

Left hand opening available as an option.

Side hinged doors are bespoke and made to order.



Georgian steel



Jacobean steel



Olympian steel



Vogue steel



Sheraton II steel



Sheraton II glazed steel



Berkeley Horizontal steel



Berkeley Vertical steel



Brompton steel



Gatcombe steel



Gemini steel



Bedford steel

## Side hinged door availability

Side hinged door style	White or coloured steel doors	Golden Oak or Rosewood finished steel doors
Bedford	●	●
Berkeley Horizontal	●	●
Berkeley Vertical	●	●
Brompton	●	
Gatcombe	●	●
Gemini	●	●
Georgian	●	●
Jacobean		●
Olympian	●	
Sheraton II	●	●
Sheraton II glazed	●	●
Vogue	●	●

## Glazing options

The following Cardale side hinged doors are available with your choice of glazing options: Brompton, Georgian, Senator, Sheraton II.



# Timber Futura up and over doors

Stunning garage doors handmade in Britain from the finest durable, solid Cedar wood tongue and groove boards and mouldings. These doors have the quality and status to enhance the front of any home.

Cardale’s range of Timber Futura garage doors highlights the natural beauty and quality of timber.

A carefully selected range of styles is designed to appeal to the most discerning homeowner.

Black Cardale handle fitted on each door unless otherwise specified.

- Steel chassis with steel bracing to reinforce the door without adding excessive weight
- Choice of Canopy or Slideaway Retractable lifting gear for effortless opening and closing
- Supplied with basecoat treatment for final finishing to the colour of your choice
- Fully finished option available in a choice of six colours, with a 2 year guarantee
- Matching pairs available, please specify when ordering

Timber doors are bespoke and made to order.

## Side hinged doors

Cardale fully finished garage doors are also available as side hinged doors. For full details see page 20.



Berkeley Vertical



Bedford



Burley



Chevron



Cotswold



Gatcombe



Hampshire (wide)



Horizontal



Ibstock



Kent (wide)



Strathmore



Light Oak



Mahogany



Burnt Oak



Rosewood



Walnut



Ebony



Vertical



Cardale Timber doors are supplied factory fitted to our Conker Brown coloured open-for-infil steel frame.

## Futura timber fully finished options

Cardale fully finished option is a factory finish process, the Sikkens product used is available in six attractive colours as illustrated.

For south facing situations exposed to strong sunlight the dark colours are not recommended, as they can store excessive heat and dry out.

Timber doors are supplied with a basecoat stain as standard. They MUST be finished immediately after installation (see page 35 for more details).

# Timber Heritage up and over doors

Handcrafted garage doors using cedar faced mouldings on the finest quality external grade ply.

Cardale's range of Timber Heritage garage doors highlights the natural beauty and quality of timber. These doors have the quality and status to enhance the front of any home.

A carefully selected range of styles is designed to appeal to the most discerning homeowner.

Black Cardale handle fitted on each door unless otherwise specified.

- Steel chassis with steel bracing to reinforce the door without adding excessive weight
- Choice of Canopy or Slideaway Retractable lifting gear for effortless opening and closing
- Supplied with basecoat treatment for final finishing to the colour of your choice
- Fully finished option available in a choice of six colours, with a 2 year guarantee
- Matching pairs available, please specify when ordering

Timber doors are bespoke and made to order.

## Side hinged doors

Cardale fully finished garage doors are also available as side hinged doors. For full details see page 20.



Tudor



Shropshire



Shropshire glazed



Thornley



Bromley



Cardinal



Chiltern



Countryman



Windsor



Guildford



Hampstead



Hathaway



Stuart

## Timber Heritage fully finished options

Cardale fully finished option is a factory finish process, the Sikkens product used is available in six attractive colours as illustrated.

For south facing situations exposed to strong sunlight the dark colours are not recommended, as they can store excessive heat and dry out.

Timber doors are supplied with a basecoat stain as standard. They MUST be finished immediately after installation (see page 35 for more details).



Light Oak



Mahogany



Rosewood



Walnut



Burnt Oak



Ebony



# Timber side hinged doors

Cardale timber side hinged garage doors are complete with a 50mm frame. Doors are supplied with a lock hole unless specified otherwise. Doors open outwards only, with the lock on the right when viewed from the outside.

Left hand opening available as an option.

Timber doors are supplied basecoat stained, ready for finishing to the colour of your choice.

For glazing options, please see page 33.

Cardale side hinged doors offer the following features:

- Centre overlap to help prevent forced entry and reduce draughts
- Four pairs of dog bolt security hinges
- High security Euro profile mortice lock
- Stays to prevent the door opening further than 110 degrees

Side hinged doors are bespoke and made to order.



Bedford (Futura)



Chevron (Futura)



Garage Light (Futura)



Gatcombe (Futura)



Hampshire (Futura)



Ibstock (Futura)



Kent (Futura)



Vertical (Futura)



Malvern (Heritage)



Rutland (Heritage)



Berkeley Vertical (Futura)



Milton (Heritage)



Shakespeare (Heritage)

## Timber side hinged door fully finished options

Cardale fully finished option is a factory finish process, the Sikkens product used is available in six attractive colours as illustrated. For south facing situations exposed to strong sunlight the dark colours are not recommended, as they can store excessive heat and dry out. Timber doors are supplied with a basecoat stain as standard. They MUST be finished immediately after installation (see page 35 for more details).



Light Oak



Mahogany



Rosewood



Walnut



Burnt Oak



Ebony



# ABS doors

ABS doors are made from a tough yet flexible material commonly used to make car bumpers, so when it's knocked, the door panel flexes then bounces back as good as new. Fully bonded steel stiffeners at the rear of all ABS doors reinforce the panel and help protect against forced entry.

If you are looking for a garage door that's going to withstand the knocks and bumps of family life, you need look no further than ABS.

- Impact and dent resistant ABS panels
- Easy clean finish simply wiped down with a soft cloth and warm water
- Black Cardale handle fitted on each door unless otherwise specified
- Matches PVCu windows and doors
- Low maintenance finish
- Strong lightweight construction weighing less than 2 /3 of a traditional steel door
- UV fast low gloss brilliant white finish guaranteed for 10 years
- Choice of Canopy or Slideaway lifting gear for effortless operation
- Side hinged and personnel doors available
- Ideal for automation
- Optional low maintenance frame

ABS doors are bespoke and made to order.



President



Vertical



Bedford



Vertical and Horizontal Golden Oak



Vertical and Horizontal Rosewood

## Corrosion resistant

ABS is the perfect antidote to corrosion, ideal for coastal areas where its tough, resilient material is impervious to attack by salt and sand spray.




Regal



Senator



Jacobean



ABS doors are designed with "Bounce Back Ability"

# ABS

it's tough stuff!



# GRP doors

A luxury range of low maintenance GRP garage doors exclusively available from Cardale.

With the same strength to weight ratio as steel this composite material is incredibly robust and is used in the yachting industry due to its durability against the ravaging effects of corrosive weather. Available in low maintenance high gloss white or magnolia and incredibly lifelike timbergrain effect woodtones, these doors are virtually maintenance free.

These doors represent the best, not only in looks, but also in terms of safety, security and durability.

Glasswood is a highly detailed timbergrain GRP finish with all the luxury of real timber looks, and Glasswhite is a crisp white or magnolia panel.

## Glasswhite

- Low-maintenance UV-fast high gloss white or magnolia panels
- Optional translucent windows (where specified) in vandal-resistant obscure material for a natural light source in the garage
- Strong GRP composite construction, giving improved security against forced entry without adding excessive weight

- Deep, crisp panel detail
- Choice of Canopy or Slideaway (Retractable) lifting gear for effortless opening and closing

## Glasswood

- Glasswood is a highly detailed woodgrain finish available in a wide range of colours (see opposite)
- All the luxury of real timber looks but with low maintenance UV-fast panels
- Highly detailed, raised and fielded panels
- Optional windows in vandal-resistant translucent material
- Strong, composite construction, giving improved security against forced entry without adding excessive weight
- Choice of Canopy or Slideaway (Retractable) lifting gear for effortless opening and closing

GRP doors are bespoke and made to order.



Kingston



Hambledon II (glasswood)



Sutherland (glasswhite)



Lyndhurst (glasswood)



Lyndhurst glazed (glasswood)



Georgian II (glasswhite)



Virginia (glasswood)



Chelsea II (glasswhite)



Nelson (glasswood)



Winchester (glasswood)

## Cardale GRP colour range



# Insulated sectional steel doors


Cardale insulated sectional steel doors are comprised of individual sections connected together by hinges.

The door opens vertically into the garage and with no 'kick out' as it moves, providing you with up to three feet of increased drive length compared to Up & Over Garage Doors.

Sectional doors are also very attractive in design - high quality materials, incorporating the latest innovations in manufacturing technology together with a wide choice of options give your garage an individual look.

Add the built-in insulation, which provides both a thermal and acoustic barrier, helping to control your energy bills, reduce noise and possibly your carbon footprint.

Insulated sectional steel doors are bespoke and made to order.



Georgian Panelled iso20/45



Horizontal Rib iso20/45



Large Rib Golden Oak iso20/45



Flush iso20/45



Panelled Glazed Smoothfoil iso45



Flush Steel Blue iso45



Large Rib iso20/45



Large Rib Anthracite iso20/45



Panelled Glazed iso45

## Glazing

Here are a some window designs suited to 'flush' style doors, for a full range of sectional door glazing options see page 29.



To get lots of natural light, you can turn practically one whole garage door into a window with a horizontal light strip. Light strips are available on the top 3 sections only, not in the bottom section.



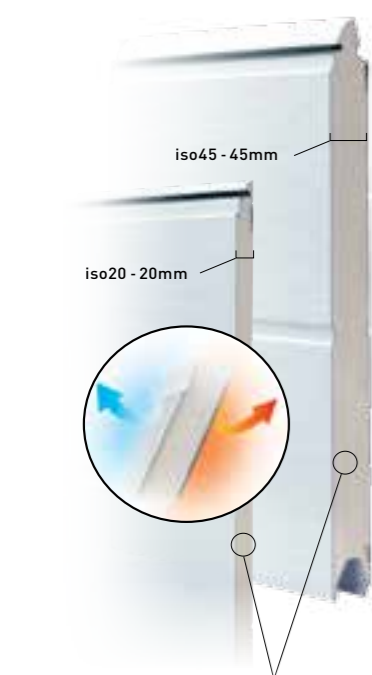
Create an individual eye-catching element with vertically arranged portholes, each in a high-quality stainless steel frame.



Square windows can be ordered as an option, in any arrangement which suits your taste, each in a high-quality cast aluminium frame.

Sectional doors are bespoke and made to order

# Insulated sectional steel doors



## Sound and heat insulation

Insulated door leaf made from double-skinned, hot galvanized steel sections with CFC-Free PUR rigid foam core, which provides top sound-proofing and excellent heat insulation, keeping the cold out and the warm in.

## Heat insulation values

iso20 doors - K = 1.0W/m²K


iso45 doors - K = 0.5W/m²K

## Unique technology with flexible side mounting for Cardale sectional garage door operators

The sectional door operator system not only offers maximum convenience during operation, but also during installation. After all, it is not fixed to the ceiling like conventional operators, but simply integrated into the side garage door track - either on the left or the right depending on the structural conditions. Therefore no ceiling assembly is required and any installation problems are ruled out from the outset. All structural components are pre-assembled in the factory and dimensionally accurate - simply insert them together. The wear resistant, maintenance-free toothed belt lies well-protected in the garage door track, guaranteeing maximum operational reliability, long service life and quiet smooth-running.

## Glazing options

Our attractive glazing options not only make a feature of your garage, but also let the light in as well, especially appealing if you use your garage as a storage room or workshop. All Cardale glazing panels are manufactured out of weather-resistant acrylic glass or impact-resistant polycarbonate and stand out due to their high transparency. Furthermore, being double glazed panes, they have excellent heat insulating properties - just like our insulated sectional garage doors.



The 'sunrise' pattern can be modified to suit different width garages up to 5.5metres wide.



Weather seals



Remote operation



Automatic safety features



Optional LED lighting kit

# Surfaces, structures and colours

Our iso 20 and iso 45 sectional garage doors are available on request in a subtly grained Woodgrain wood structure or in the elegant smooth surface Noblesse, which simply repels dust and moisture. For further individualisation, you can choose from 11 top-coated, attractively priced Super-Color colours/ preferred colours and nearly all RAL colours (iso 45).




Woodgrain

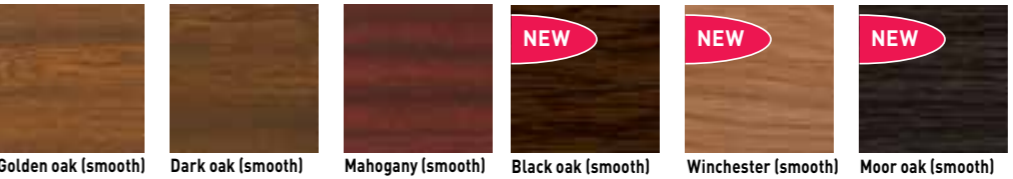


Noblesse (smooth) (depending on the pattern)

## Super-Color colours/ preferred colours

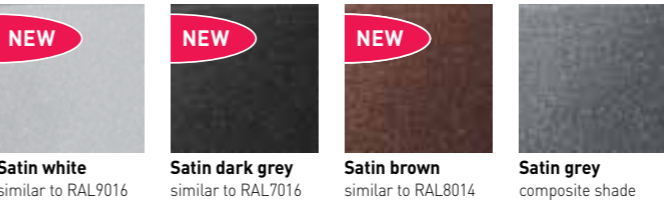


## Rustic wood effects



Our iso 45 sectional garage doors are available with six different weather-resistant, top-coated film laminates in authentic, rustic wood effects with a smooth surface. In addition to the large rib pattern, you can now also order all the wood effects in the flush and some in the panel pattern (not Winchester, Black oak and Moor oak).

## Benefit from our new structural surfaces!



In addition to the existing Satin grey, our iso 45 sectional garage doors are now available in three more decorative, top-coated satin matt structural surfaces with reduced dirt retention and exceptional weather resistance.

## New Microline pattern (Flush) in Satin white and Satin grey



Exclusively for the flush pattern for iso 45 sectional garage doors, our popular industrial door profiled finish Microline (Flush) is available in Satin grey and Satin white. This is a modern, profiled wave structure with a striking and expressive light and shade effect.

Sectional doors are bespoke and made to order

# Aluminium insulated roller doors

## Thermaglide77 roller doors

Thermaglide takes the concept of the roller garage door to a new level. It out-performs the ordinary garage door for ease of use, insulation, finishes, safety and security and all doors are manufactured under strict and controlled guidelines.

### Practical high performance

Remote control as standard makes operation effortless. The door is practical too - vertical travel allows "park right up" convenience inside and out and provides maximum drive through width and height for MPVs and 4x4s, gaining up to 150mm in width when replacing a conventional door and frame. It also allows the door to fit garage openings of all shapes and sizes.

- Vertically opening doors
- Fits garage openings of all shapes and sizes, even arched openings
- Made in compliance with ISO 9001 quality standard
- Helps insulate garage against heat loss and noise
- Remote control electric operation as standard
- For greater security the door has fully enclosed side runners, a unique 'AutoLock' self locking feature and is fully automated with no exterior lock to pick or force
- Rolling code technology helps prevent criminal 'code grabbing'
- Optional emergency opening system
- Hard wired and wireless safety systems are available

## Thermaglide55 roller doors

Where headroom is especially tight, the Thermaglide 55 has all the features of Thermaglide 77 but requires only 205mm of headroom and is available up to 2.8 metres wide and 2.4 metres high.



Thermaglide77 in Brown RAL8014



Thermaglide77 in Burgundy RAL3004



Thermaglide55 in White RAL9016



Foam filled insulated laths



External fit option in Mocca RAL8019



**CE compliant**  
Thermaglide roller doors are CE and Building Regulations compliant. They conform to BSEN13241-1-2003, CEN standards, the Machinery Directive and Construction Products Directive.

## Thermaglide77 Colours

### Low maintenance powdercoat

White RAL9016	Mocca RAL8019	Black RAL9005	Burgundy RAL3004	Racing Green RAL6009	Blue RAL5011
Beige RAL1019	Cream RAL9001	Brown RAL8014	Anthracite Grey RAL7016	Rosewood	Golden Oak

### Low maintenance high grade woodgrain laminate

Anthracite Grey RAL7016	Black RAL9005	Dark Red RAL3011	Wine Red RAL3005	Blue RAL5011	Moss Green RAL6055
Mahogany	Rosewood	Golden Oak			

**Notes on colour**  
Door guides and boxes are available in colours matching the door curtain, except laminate door colours, (supplied in brown). Coloured guide rails are supplied as standard, however, they may not match the lath colour. The manufacturing process for the lath profile results in a textured finish, whilst all other coloured items (guides, bottom laths, lock laths, optional fascias and vision panels) are supplied in a satin finish, so cannot be guaranteed to match exactly. Over time some scuffing may occur on front and rear surfaces of doors as a result of their normal operation.

## Thermaglide55 Colours

### Polyester painted finishes

White RAL9016	Mocca RAL8019	Black RAL9005	Burgundy RAL3004	Racing Green RAL6009	Blue RAL5011
Cream RAL9001	Brown RAL8014	Anthracite Grey RAL7016	Rosewood	Golden Oak	

# Steeline roller doors



Cardale Steeline roller doors are a design proven for exceptional durability and long term performance. Simple, clean lines and an excellent colour choice are just part of the appeal of the Steeline door.

- Doors are designed for manual and automatic operation - Easyglide spring assisted operation ensures all doors are easy to operate by hand
- The Steeline Slimdrive remote control openers make automation easy
- Vertical travel gives 'park right up' convenience
- The unique broad profile horizontal ribbed design is inherently very strong and very secure
- Key operated twin locking bars secure the door in the closed position
- Available with high performance Plastisol coating or a high grade Foil finish to the front face of the door and a grey powdercoat to the rear

Steeline doors are bespoke and made to order.



Twin locking bars for added security




## Space saving


As the curtain rolls neatly up behind your garage lintel there are no tracks inside your garage providing you with additional space.



## Steeline Plastisol finishes



## Steeline Foil finishes



# Personnel doors

Personnel doors are popular as a side entrance to a garage. They are pre-framed and come complete with a Euro profile night latch and deadlock and four anti-drop anchored bolt hinges per door leaf.

Doors open outwards only, with the lock on the right when viewed from the outside. Left hand opening available as an option.

Cardale personnel doors are available in the following finishes to match the door ranges: Pre-finished, Painted, Plastisol, Golden Oak, Rosewood.



Gemini



Regal



Brompton



Europa II

## Glazing



Plain black



Stippled



Transparent



Square lattice



Diamond lattice



Queen Anne lattice

Bedford doors only available with Black or Stippled glazing

Selected Cardale garage door designs are available with glazing, with a range of attractive designs to blend with your house windows and doors. If the door does not have glazing in its standard design, the window panels will be fitted to the top design detail. Window surrounds on the Bedford doors are available in white or black only.

Glazing for Cardale up & over and side hinged doors is available in plain black, translucent or transparent finishes and in a range of lattice and feature styles.

The feature designs are hand laid using coloured films and antiqued lead.

Transparent or clear windows are see-through and allow light into the garage. Translucent windows have a stippled effect which allows light into the garage but are not see-through. Plain black windows are decorative only and don't allow any light into the garage.

Glazed windows are constructed from shatter resistant polycarbonate with a stippled, translucent anti-reflectant finish.

## Frames

Up and over doors are available with the option of a frame and it is a recommended choice for a high quality installation. Single doors (up to 2438mm/8'0" wide) are supplied pre-framed and double doors (over 2438mm/8'0" wide) are supplied with the frame as a knock down kit for assembly when the door is installed.

Side hinged and personnel doors are supplied framed as standard.

## 2 Command Transmitter

- Up to two applications possible
- Modern, compact design
- LED built-in light

Each Cardale operator is supplied with two transmitters



## Handles

Cardale handles are fitted in the bottom third of the door, depending on the door style. Steel up and over doors are fitted with handles which do not have a backing plate. Handles for timber and ABS doors have a backing plate.



## 4 Point Locking

Cardale up and over garage doors are available with the Cardale 4 Point Locking system as an optional extra, offering even greater levels of security.



# Up and over door operators



**Cardale DC650T**  
Traction force 650N for doors up to 4300 wide x 2134 high (←90kg)

**Cardale DC800T**  
Traction force 800N, for doors up to 5000 x 2438 high (→90kg)

Cardale garage door operators are equipped with reliable proven technology you can rely on.

- The automatic obstruction detection ensures optimum protection, particularly useful for families with children
- The self-locking motor ensures effective protection against break-ins
- No additional locking mechanism is necessary for the Cardale garage door operators
- The Cardale emergency release system means the door can be opened (unlocked) and locked manually in any position. Your garage door is locked (closed) during a power failure as well providing optimal safety
- 2 speed travel - the start and end of the motor movement are softened to give a quiet opening and closing cycle, (avoiding noisy door slam)
- Cardale operators are compatible with a wide range of accessories, including light barriers and external keypads and integrate with Cardale home automation products



## Sectional door Operators

The Sectional Door operator system not only offers maximum convenience during operation, but also during installation. It is not fixed to the ceiling like conventional operators, but simply integrated into the side garage door track - either on the left or the right depending on the structural conditions. Therefore no ceiling assembly is required and any installation problems are ruled out from the outset. All structural components are pre-assembled in the factory and dimensionally accurate - simply insert them together. The wear resistant, maintenance-free toothed belt lies well-protected in the garage door track, guaranteeing maximum operational reliability, long service life and quiet smooth running.

# Warranty and maintenance

## Up & Over Garage Door Systems

The purchaser is granted a warranty covering the safe and reliable operation of the Cardale garage door for a period of **10 years** from the date of purchase. This warranty is conditional on the regular inspection and maintenance of the product in accordance with the installation manual supplied with the door. During the guarantee period the manufacturer undertakes to repair, without charge, any product which has suffered a proven failure of its safe and reliable operation provided that the springs, tracks and guide rollers have been inspected regularly (at least once a year) and maintained correctly, including replacement of wear items when required. All Cardale garage doors offer a 10 year warranty against the integrity of the door panel, as well as 2 years on rollers and springs for normal use, up to 25 open and close cycles a day. All retractable garage doors offer a 10 year manufacturer's guarantee (2 years for canopy doors) on material and manufacturing faults of all immovable frame parts, if it can be proved that they are inoperative, or their use is impaired. In the case of Cardale steel doors, these are supplied factory prefinished in polyester based white. They are not immune to damage which can occur at any stage of the handling of the product from factory to site. Minor surface damage can be easily repaired using touch-up sprays or sticks without invalidating warranties. The corrosion of swarf filings or other air borne particles, rusting or staining of the panel is not considered as panel rust. Cardale timber doors use organically grown Cedar from replenishable sources, with natural colour and grain variations - this is a feature of Cedar. We make every effort to harmonise the effect, where possible, by hand matching the component parts used in construction. Please note that a uniform grain pattern cannot be guaranteed. Timber doors must be finished in accordance with the installation instructions, supplied with the door and the technical specification. Cardale timber doors are supplied with a temporary finish. As soon as the door is unwrapped one coat of a good quality basecoat primer must be applied to both sides of the door. Immediately after installation your timber doors require two further coats of a good quality exterior wood finish on both sides. Initial application and periodic treatment should be carried out strictly in accordance with the woodstain manufacturer's instructions. Failure to follow these instructions will result in early deterioration of the timber panel. Please note that protective finishes on all Timber doors must be applied to validate warranty.

## Sectional Garage Door Systems

The purchaser is granted a warranty covering the safe and reliable operation of the Cardale garage door for a period of **10 years** from the date of purchase. This warranty is conditional on the regular inspection and maintenance of the product, in accordance with the installation manual supplied with the door. During the guarantee period the manufacturer undertakes to repair, without charge, any product which has suffered a proven failure of its safe and reliable operation provided that the springs, wire cables, tracks, guide rollers and hinges have been inspected regularly (at least once a year) and maintained correctly, including replacement of wear items when required. All Cardale garage doors offer a 10 year warranty against the integrity of the door panels, as well as 2 years on rollers, springs, pulleys and cables for normal use, up to 25 open and close cycles a day. All Cardale garage doors offer a 10 year manufacturer's guarantee on floor seals, central seals, side seals and header seals against perishing. All Cardale garage doors offer a 10 year manufacturer's guarantee on material and manufacturing faults of all immovable frame parts, if it can be proved that they are inoperative, or their use is impaired. Furthermore, Cardale fully finished steel doors (i.e. factory finish painted, Golden Oak, Rosewood) come with a 10 year panel corrosion guarantee relating to rust through inside or outside. If a panel rusts through, then the affected panel only will be replaced. Due to weathering, the new panel may not exactly match the colour of the old. In this instance the door should be repainted by the customer with a proprietary paint system, following the paint manufacturers' instructions. All steel parts are not covered by the corrosion warranty if situated within 3 miles of the coastline. In areas of high corrosion, (e.g. if exposed to sea air), the door panels should be painted with a proprietary paint system, following the paint manufacturers' instructions and that the door should be regularly cleaned. The corrosion of swarf filings or other air borne particles, rusting or staining of the panel is not considered as panel rust. The surface finish of Rosewood and Golden Oak foil finished sectional door panels is guaranteed from serious degradation for a period of 5 years, provided that regular maintenance including cleaning from salt is carried out in accordance with our instructions. During this period the colour of the door panels may change due to weathering (e.g. Intense UV radiation and coastal conditions etc). This is normal and is not covered by the warranty. In the case of Cardale pre-finished steel doors, these are supplied with polyester based primer paint finish. They are not immune to damage which can occur at any stage of the handling of the product, from factory to site. Minor surface damage can be easily repaired using touch-up sprays or sticks without invalidating warranties. Cardale timber sectional doors are supplied unfinished, please ensure that a full specification of finishing coats are applied immediately before or after installation to all exposed surfaces - inside and out, with a Sikens or similar finishing coat system. Please note that protective finishes on all Timber doors must be applied to validate warranty.

## Cardale Insulated Roller Garage Door Systems

The purchaser is granted a warranty covering the safe and reliable operation of the garage door for a period of 10 years from the date of purchase. This warranty is conditional on the regular inspection and maintenance of the product, in accordance with the installation manual supplied with the door. During the guarantee period the manufacturer undertakes to repair, without charge, any product which has suffered a proven failure of its safe and reliable operation, provided that the door has been inspected regularly (at least once a year) and maintained correctly, including replacement of wear items when required. Cardale Insulated Roller Garage Door systems are guaranteed against any form of manufacturing defects for a period of 2 years from the date of purchase. The finish of white powder coated doors is guaranteed for a period of 2 years. In the case of textured woodgrain finished doors, the exterior finish is guaranteed to provide an effective weatherproof membrane which will resist perforation of the door from the weather-side due to corrosion for 10 years. Furthermore, colour change or fade to the exterior surface will be limited and uniform for the full 10 year period. Some marking may occur at the top of the internal side of the door curtain, this is unavoidable and is due to prolonged contact with autolock system.

## Cardale Garage Door Automation

For garage door operators: Novoport® and Novomatic, we grant the following warranty, in case of supplying us with the original invoice: 5 years for mechanical parts of the operator motor and the control unit; 2 years for remote control parts (excludes remote control handsets). A 2 year warranty is also granted for remote control parts and accessory parts. No warranty claims will be accepted for wear and tear parts and consumption parts (e.g. light bulbs, batteries, fuses). Cardale Insulated Roller Garage Door electric operators are guaranteed against any form of manufacturing defect for a period of 5 years for mechanical elements, motors and transformers. The motor control unit is guaranteed for 3 years. Remote control accessories and parts are guaranteed for a period of 2 years. No warranty claims will be accepted for wear and tear parts and consumable parts (e.g. light bulbs, batteries and remote control handsets).

## Door Maintenance

If in doubt about any maintenance procedures, please consult a Cardale specialist. Cardale has a nationwide network of installers who can offer you regular maintenance service on your garage door. Please call Cardale on 01582 563777 or check our website for details of your nearest installer. Immediately after the door is fitted and after every 5,000 operations of the door, or at least once a year, oil all pivot points and check tightness of screws and clamped connections. Keep running tracks clean (do not grease them), check all parts and replace any worn components. The springs should be replaced by an experienced door fitter after approximately 25,000 operations (see fitting and operating instructions). You should not oil the lock cylinder. If it is sticking, lubricate it with graphite dust. If you have a canopy door, check the cable every 6 months of normal usage (8 operations per day). If you find any wear, you should have the cables replaced by an expert fitter.



# Terms and conditions

## Warranty

In the unlikely event of a warranty claim becoming necessary please contact the dealer or distributor who supplied the door.

To enable your claim to be processed without delay you should provide the following information:

- Your name, address and contact telephone number
- The original invoice and date of purchase
- A description of the door, the door type and the product number
- A description of the reason for the claim

Your dealer will then supply details of your claim, together with a copy of the warranty card supplied with the door and proof of purchase, to the warranty department at Cardale.

An assessment of the claim will be made. This may mean Cardale will need to come and inspect your door at your premises.

In the event that there is no legitimate claim under the terms of the warranty you may be liable for the costs of this visit.

It is essential that you take note of the care and usage instructions provided with your door and you follow these instructions throughout the lifetime of your door.

The warranty does not cover:

- Improper installation
- Normal wear and tear
- Priming and other surface protection treatments
- Negligent or wanton destruction
- Incorrect or too late applied surface protection treatments
- Repair by a non-qualified installer
- Use of non-Cardale parts without the approval of Cardale
- Damage or removal of the product number or making it unidentifiable
- Improper operation
- External influences, such as fire, salts, water, acids, alkaline solutions, abnormal environmental influences
- Mechanical damage caused by improper transport or installation

All dark colours which are exposed to direct sunlight should be avoided. Dark coloured doors may undergo expansion due to heat absorption. Such instances are not covered by the guarantee, however normal performance will revert when the door has cooled down if the heat absorption has affected the door's performance.

**All colour samples depicted in this brochure are as close to the original manufacturer's colours as possible. Garage doors supplied may vary in colour from the brochure representation.**

## Prices

All orders are accepted on the understanding that the goods will be subject to the prices ruling at the time of delivery, unless other terms are specifically agreed. All prices are in £ sterling and exclude VAT. UK mainland delivery is included to the buyer's trading address - delivery to site £54.00 (subject to access).

A 25% handling charge applies to all unwanted items on standard stock items only. Items must be returned unopened and in an unused condition.

All returns are subject to acceptance by Cardale Garage Doors.

All doors are bespoke and made to order. Your right to cancel is not available on non-standard made to order doors.

## Specification

Due to the progressive outlook of Cardale we reserve the right to alter specifications to design and manufacture without notification. All specifications and details are correct at the time of publication, errors and omissions excepted.

## All Doors

**Colour match** Pairs of doors should be ordered together to obtain the best colour match, bearing in mind the limitations of the materials used in the construction. Timber garage doors cannot be ordered as matching sets.

**Size variations** As the size of a door changes in height and/or width, the panel frequency and profile can change, therefore doors of the same style but of different sizes can be significantly different in appearance.

**Clearances** All doors require operating clearances, i.e. the gap between the door panel and frame opening, these are inbuilt during manufacture and should not be reduced by means of infills, or draughtproofing.

**Deflection** When in the open position, all doors will display a level of vertical deflection or 'sag' across the width of the panel. Individual manufacturers' specifications should be consulted for exact tolerances.



For more information or to request a brochure on any of Cardale's ranges of Garage Doors and accessories, contact:

**Cardale Garage Doors**  
**North Luton Industrial Estate,**  
**5-9 Sedgwick Road, Luton, LU4 9DT**  
**Tel: 01582 563777, Fax: 01582 344833**  
**www.cardale.co.uk**



Your Cardale Stockist

Cardale reserves the right to alter specifications to design and manufacture without notification. All specifications are correct at time of publication, errors and omissions excepted.